


Ultrasound Needle Breast Biopsy Phantom with Amorphous Lesions

An Optimal Training Device for Ultrasound-Guided Procedures

- Improve confidence, while reducing patient anxiety
- Test new equipment and techniques
- Contains cysts which can be aspirated
- Contains solids which can be biopsied



Designed for Training and Experimentation

The CIRS Ultrasound Needle Breast Biopsy Phantom with Amorphous Lesions was designed for ultrasound-guided needle biopsy training and experimentation. The non-spherical shape of embedded targets enable practice with 2D, 3D and 4D image acquisition. The phantom accurately mimics the ultrasonic characteristics of tissues found in the average human breast. The size and shape simulates that of a patient's breast in the supine position. Within each phantom, there are six cystic masses and six dense masses, randomly positioned. A special holding tray facilitates proper hand position during training procedures.

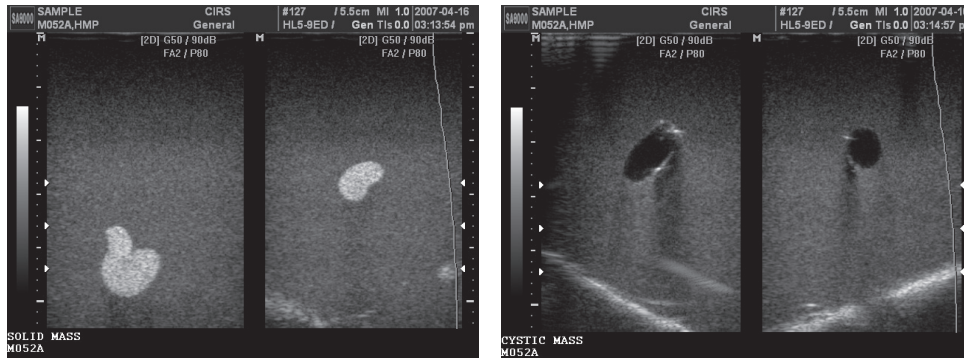
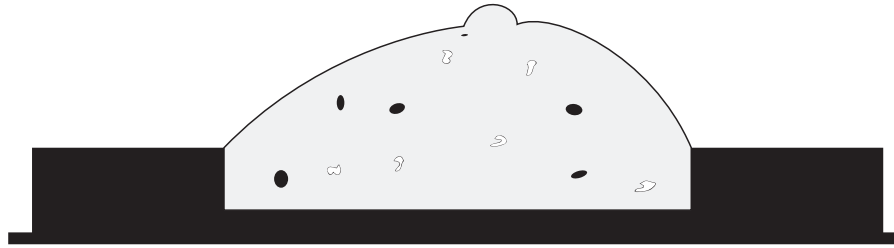
Featuring Self-Sealing Zerdine® Material

Because the phantom is constructed of a self-healing formulation of Zerdine¹, it allows multiple biopsy insertions with minimal needling tracking. Needle tracks typically disappear within minutes of needle removal. Each cystic mass may be aspirated once and each dense mass may be biopsied multiple times.

¹US PATENT# 5196343

Phantom in Use

The CIRS Ultrasound Needle Breast Biopsy Phantom with Amorphous Lesions (Model 052A) contains cysts which can be aspirated, and solids which can be biopsied.



Phantom Specifications

Tray Dimensions:	22.5 cm x 20 cm x 7.5 cm (9" x 8")
Breast Size:	600 cc (14 cm x 12 cm at base, 7.5 cm high)
Background Material:	Zerdine®, white
Cystic Masses:	Qty: 6 Color: Green Size: 8 -15 mm Position: Random
Dense Masses:	Qty: 6 Color: Black Size: 6 -12 mm Position: Random

Items included with Model 052A

Quantity	Description
1	Ultrasound Needle Breast Biopsy Phantom with Amorphous Lesions
1	User Guide
-	12-Month Warranty*

*Once any device has been inserted into the phantom (biopsy needles, localization wires, etc.), the 12-month warranty will not cover claims related to material desiccation or needle tracking.